



# MORNING MANTRA



Daily Derivatives & Market Report

OCT 27, 2022

# MARKET COMMENTARY



Indian equity benchmarks managed to end session in green territory on F&O expiry day. Key indices made gap-up opening, as traders took engorgement after S&P Global Market Intelligence said Asia-Pacific region, which produces 35 per cent of the world GDP, is expected to dominate global economic growth in 2023, supported by regional free-trade agreements, efficient supply chains, and competitive costs. It also said Southeast Asia and India will benefit from trade diversification away from mainland China. Some support also came with describing India as an economic superpower, Britain said that it was working towards the best Free Trade Agreement (FTA) that is beneficial to both the countries. Traders took a note of China's General Administration of Customs (GAC) in its latest data has showed that India and China bilateral trade continued to boom, crossing \$100 billion for the second year in the first nine months of 2022 while India's trade deficit climbed to over \$75 billion.

However, markets trimmed most of their early gains in afternoon session, as traders were cautious after formal job creation in India slowed down in August after remaining buoyant for the last four months across the Employees' Provident Fund Organization, the Employees' State Insurance Corporation and the National Pension Scheme. Besides, foreign institutional investors (FIIs) net sold shares worth Rs 247.01 crore on October 25, provisional data available on the NSE showed. In late afternoon session, key gauges touched their lowest points but soon recouped some of their initial gains to end higher. Traders took solace as Union Minister of Finance & Corporate Affairs Nirmala Sitharaman said that despite exogenous threats, India's well-targeted policy mix, accompanied by major structural reforms and sound external balance sheet, have aided its growth to remain resilient.

On the global front, European markets were trading mostly in red as investors digested a slew of corporate earnings and looked ahead to the European Central Bank's latest monetary policy announcement. Asian markets ended mostly in green despite the broadly negative cues from Wall Street overnight, boosted by gains in materials and energy stocks amid the spike in commodity prices. Traders also continued to embrace the idea of the US Federal Reserve slowing the pace of interest rate hikes at upcoming meetings. Back home, Telecom sector remained in limelight after Telecom Minister Ashwini Vaishnaw has said that the government unveiled new policy reforms for satellite communications services to ease procedures and streamline clearance processes and nudged the telecom industry to substantially speed up the deployment of 5G towers.

# MARKET SELFIE



## MARKET SUMMARY

Domestic Indices	Close	Points	% Change
SENSEX	59756.84	212.88	0.36
NIFTY	17736.95	80.60	0.46
MIDCAP	25151.71	110.85	0.44
SMLCAP	28866.12	118.18	0.41
BSEFMC	16038.03	58.71	0.37
AUTO	29748.84	63.96	0.22
POWER	4821.77	87.06	1.84
REALTY	3487.72	100.01	2.95
BSE IT	28790.69	-139.90	-0.48
BANKEX	47385.23	268.24	0.57
OIL GAS	19101.01	262.35	1.39
METAL	19264.82	564.87	3.02
INDIA VIX	16.60	-0.28	-1.66

## ADVANCE - DECLINE

Index	Advance	Decline	Unchanged
NSE	1322	886	70
BSE	1835	1586	128

## MARKET TURNOVER (₹ in Crs)

Segment	Current	Previous	Net %
BSE CASH	3364	8128	(59)
NSE CASH	56235	53179	6
NSE F&O	269917	263015	3

## KEY INDICES RATIOS

INDEX	P/E	P/B	Dividend Yield
NIFTY	21.10	4.17	1.26
SENSEX	22.51	3.36	1.19

# KEY NUMBERS TRACKER



## FII – DII ACTIVITY IN CASH SEGMENT (₹ in Crs)

FII-DII*	Buy	Sell	Net
DII	4797	6377	(1580)
FII	13489	10671	2818

Note: FPI & DII Figures are provisional

## FII ACTIVITY IN DERIVATIVES SEGMENT (₹ in Crs)

FII	Buy	Sell	Net
Index Futures	13586	9481	4104
Index Options	2202497	2185235	17261
Stock Futures	29100	26544	2557
Stock Options	5488	5328	160

## PUT-CALL RATIO

Index	Current	Previous
NIFTY	0.97	0.96
BANK NIFTY	1.01	1.02

## DOLLAR INDEX

Dollar Index	Current	Previous	% Change
DXY	110.05	109.70	0.33

## 10-YEARS G-SEC YIELD

Country	Current	Previous	% Change
INDIA	7.413	7.442	-0.39
USA	4.063	4.015	1.20

## KEY COMMODITIES TRACKER (in \$)

Commodity	Current	Change Points	% Change
Gold	1662.31	-5.22	-0.31
Silver	19.36	-0.24	-1.27
Crude-Oil	87.77	-0.14	-0.16
Brent-Crude	95.80	0.11	0.11

# CURRENCY FUTURES & INDEX TRENDS TRACKER



## CURRENCY FUTURES

Expiry	Close	Change Points	% Change
27 OCT -22 USD-INR	82.37	-0.50	-0.60
27 OCT -22 EUR-INR	82.91	1.26	1.54
27 OCT -22 GBP-INR	95.62	1.80	1.92
27 OCT -22 JPY- INR	56.55	0.89	1.60

## INDICES – SUPPORT-RESISTANCE-PIVOT LEVELS

Index	Close	S2	S1	Pivot	R1	R2
NIFTY	17737	17596	17666	17725	17796	17855
SENSEX	59757	59275	59516	59738	59979	60201
NIFTY FUTURES	17736	17573	17654	17736	17818	17900
BANK NIFTY	41299	40997	41148	41330	41481	41663
CNX IT	28572	28177	28375	28601	28799	29025
CNX MIDCAP	31172	30942	31057	31138	31253	31333
CNX SMALLCAP	9771	9694	9733	9765	9803	9835
INDIA VIX	16.60	13.87	15.24	16.15	17.52	18.43

## INDEX TREND ANALYSIS

Index	Daily	Weekly	Monthly
NIFTY	Buy	Buy	Neutral
SENSEX	Buy	Buy	Neutral
NIFTY FUTURES	Buy	Buy	Neutral
BANK NIFTY	Buy	Buy	Buy
CNX IT	Buy	Neutral	Neutral
CNX MIDCAP	Neutral	Neutral	Buy
CNX SMALLCAP	Buy	Neutral	Neutral
INDIA VIX	Sell	Sell	Neutral

## SECURITIES BAN IN F&O TRADES FOR 28-09-2022

NIL

# TECHNICAL VIEWS



## NIFTY

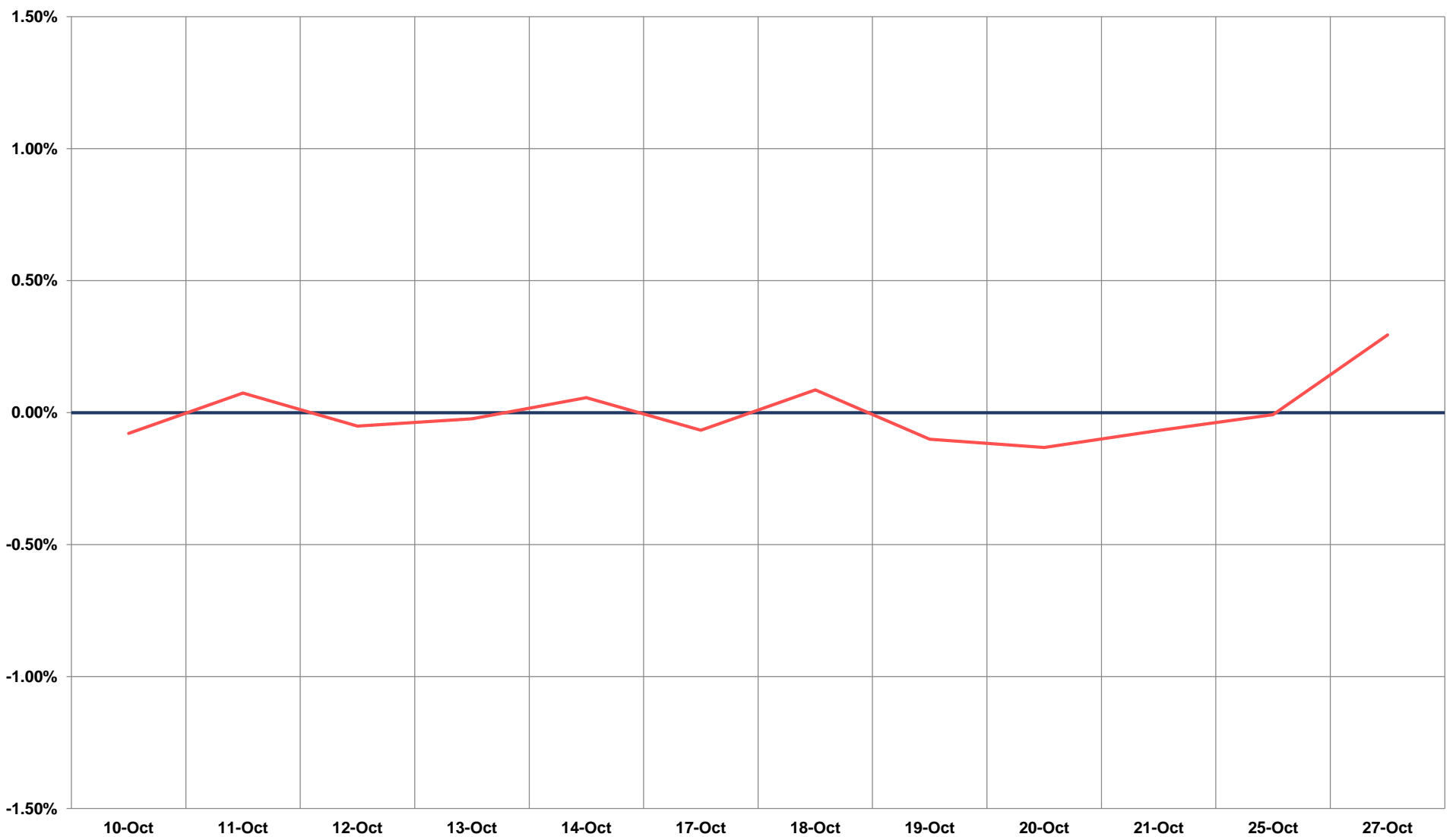
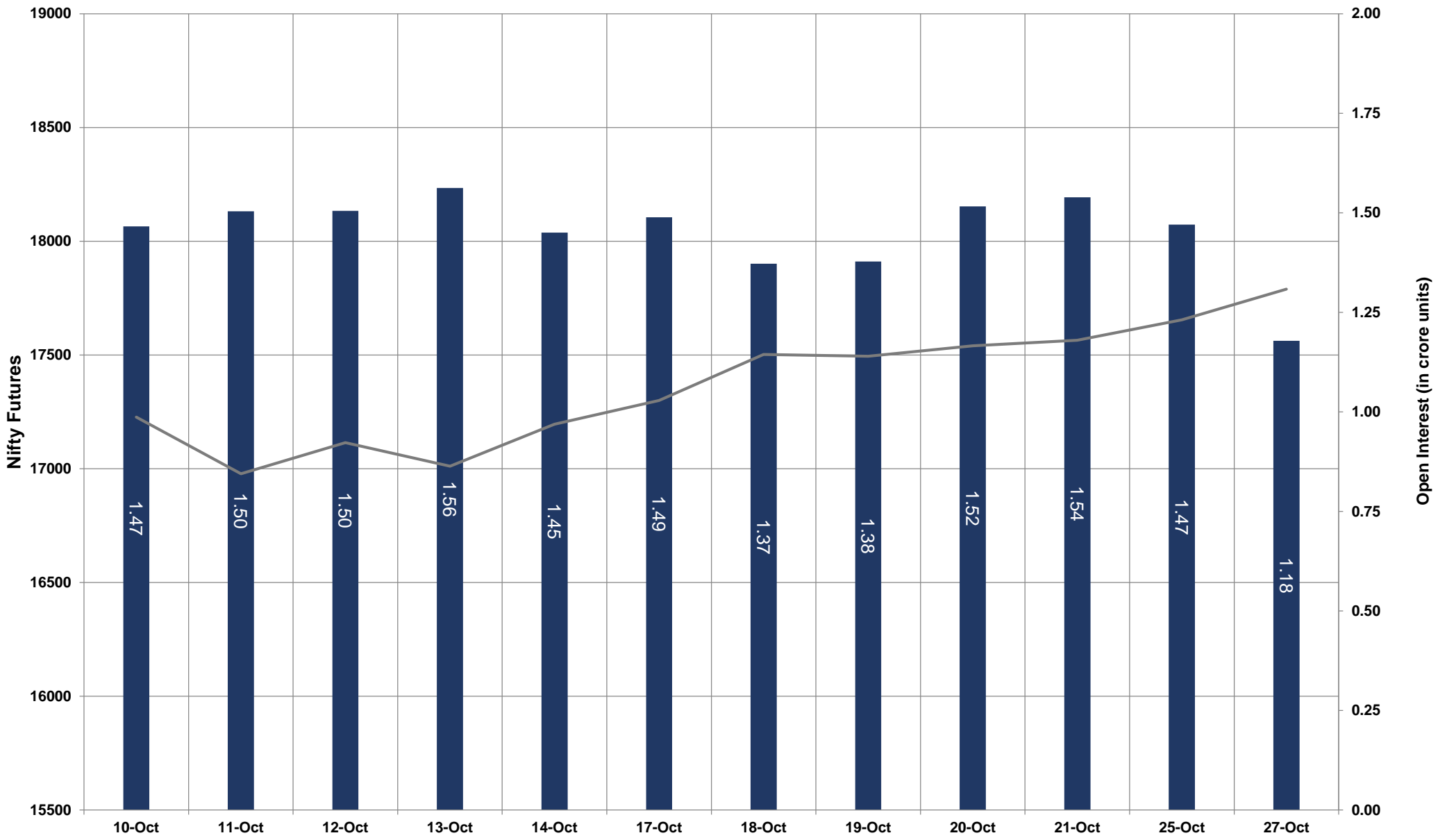


- Nifty Cash = **17736.95 (0.46%)**
- Resistance levels = **17820** and **17980**
- Support levels = **17500** and **17420**

# TECHNICAL VIEWS



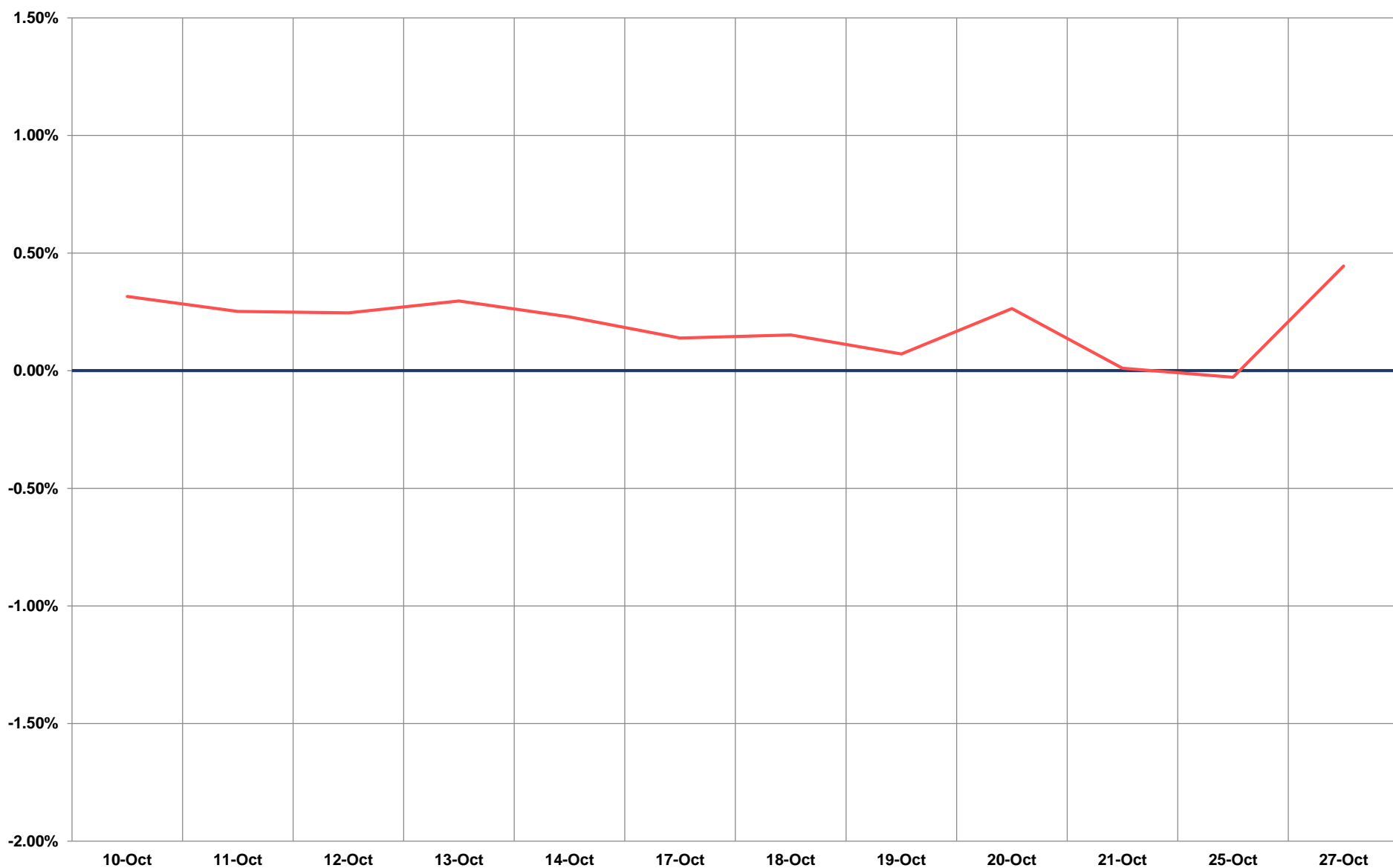
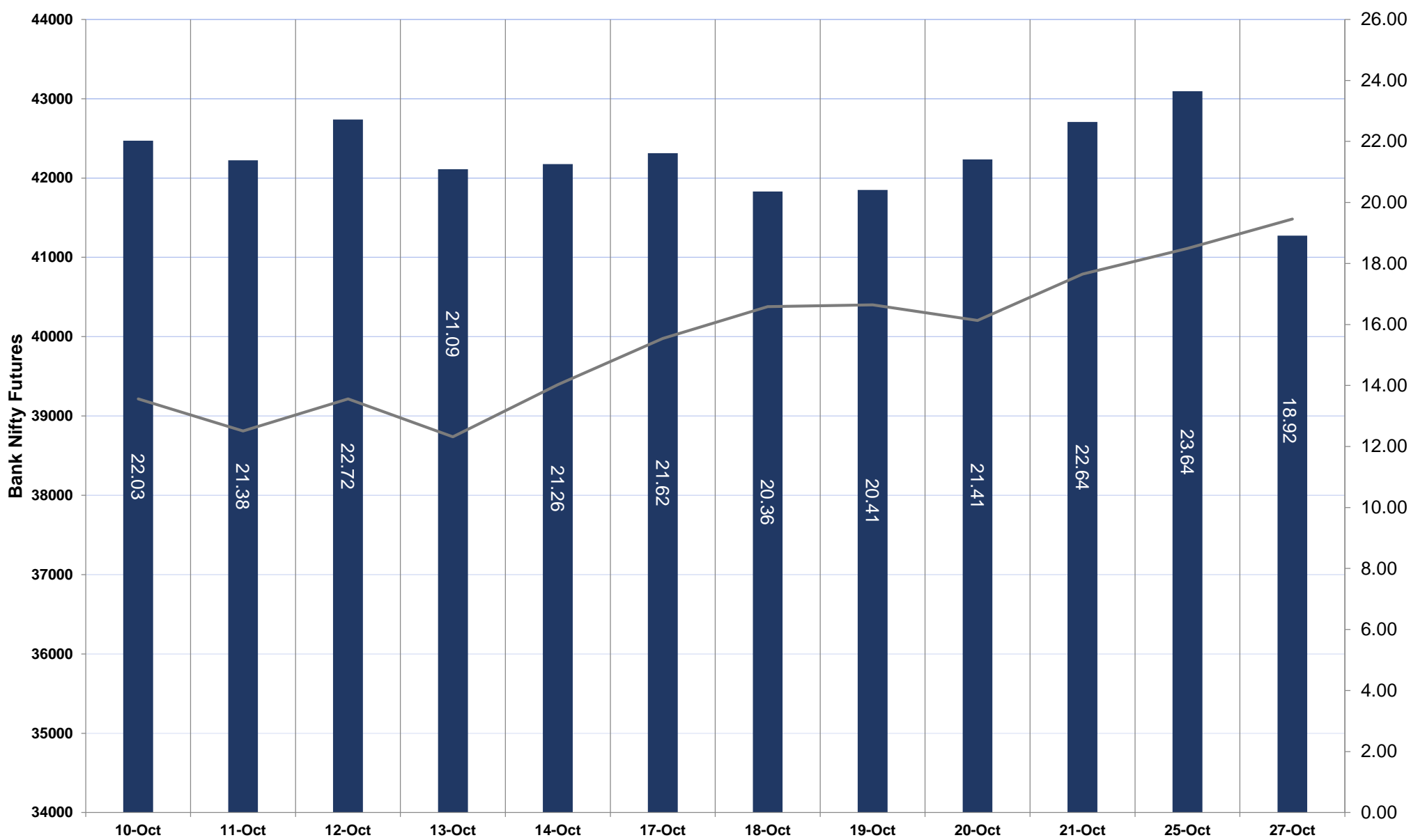
## NIFTY FUTURES



# TECHNICAL VIEWS



## BANK NIFTY FUTURES

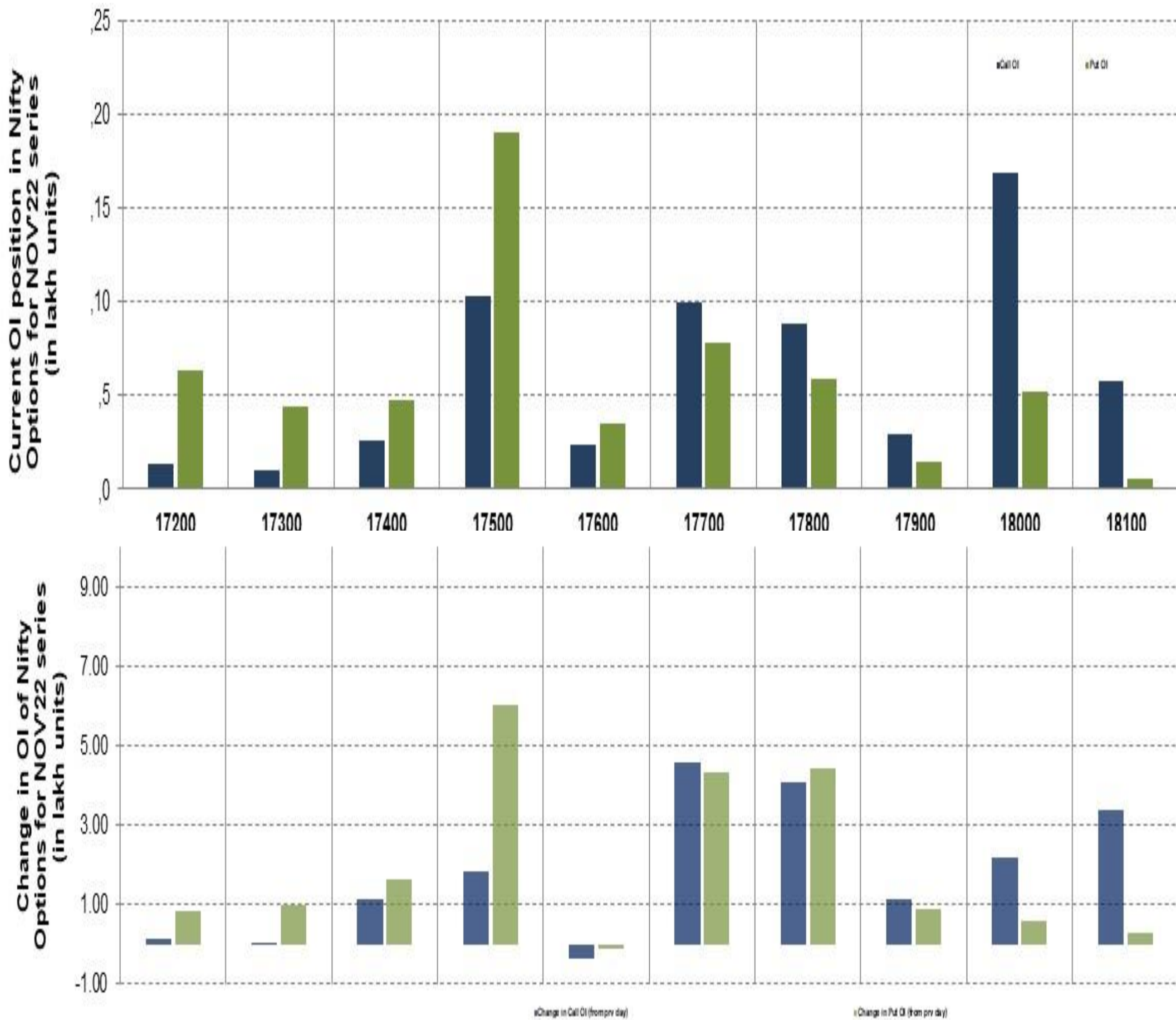




# TECHNICAL VIEWS



## NIFTY OPTIONS



- **Most Active Nifty Call** with an addition of 0.46 million in Open Interests is **Strike Price of 17700**
- **Most Active Nifty Put** with an addition of 0.60 millions in Open Interests is **Strike Price of 17500**
- **Maximum Open Interest an outstanding** was 1.68 millions for Calls at **Strike Price of 18000**
- **Maximum Open Interest an outstanding** was 1.90 millions for puts at **Strike Price of 17500**

# Disclaimer



The Information provided by SMS or in newsletter or in any document has been prepared by Shah Investor's Home Ltd (SIHL). The Information provided by SMS or in newsletter does not constitute an offer or solicitation for the purchase or sale of any financial instrument or as an official confirmation of any transaction. The information contained herein is from publicly available data or other sources believed to be reliable, but we do not represent that it is accurate or complete and it should not be relied on as such. SIHL or any of its affiliates/ group companies shall not be in any way responsible for any loss or damage that may arise to any person from any error in the information contained in this report or SMS. This Information provided by SMS, reports or in newsletter is provided for assistance only and is not intended to be and must not alone be taken as the basis for an investment decision. The user assumes the entire risk of any use made of this information. Each recipient of this Information provided by SMS, report or in newsletter should make such investigation as it deems necessary to arrive at an independent evaluation of an investment in the securities of companies referred to in this information provided by SMS, report or in newsletter (including the merits and risks involved), and should consult his own advisors to determine the merits and risks of such investment. The investment discussed or views expressed may not be suitable for all investors. This information is strictly confidential and is being furnished to you solely for your information.

The information should not be reproduced or redistributed or passed on directly or indirectly in any form to any other person or published, copied, in whole or in part, for any purpose. The information provided by report or SMS is not directed or intended for distribution to, or use by, any person or entity who is a citizen or resident of or located in any locality, state, country or other jurisdiction, where such distribution, publication, availability or use would be contrary to law, regulation or which would subject SIHL and affiliates/ group companies to any registration or licensing requirements within such jurisdiction. The distribution of this Information provided by SMS or in newsletter in certain jurisdictions may be restricted by law, and persons in whose possession this Information provided by SMS or in newsletter comes, should inform themselves about and observe, any such restrictions. The information given or Information provided by SMS, report or in newsletter is as of the date of the issue date of report or the date on which SMS provided and there can be no assurance that future results or events will be consistent with this information. This information is subject to change without any prior notice. SIHL reserves the right to make modifications and alterations to this statement as may be required from time to time. However, SIHL is under no obligation to update or keep the information current.

Nevertheless, SIHL is committed to providing independent and transparent recommendation to its client and would be happy to provide any information in response to specific client queries. Neither SIHL nor any of its affiliates, group companies, directors, employees, agents or representatives shall be liable for any damages whether direct, indirect, special or consequential including lost revenue or lost profits that may arise from or in connection with the use of the information. Past performance is not necessarily a guide to future performance. The disclosures of interest statements incorporated in the Information provided by SMS, report or in newsletter are provided solely to enhance the transparency and should not be treated as endorsement of the views expressed in the report. The analyst for this report certifies that all of the views expressed in this report accurately reflect his or her personal views about the subject company or companies and its or their securities, and no part of his or her compensation was, is or will be, directly or indirectly related to specific recommendations or views expressed in this report.